


SEIKO

QUARTZ

Cal. 8123A

**PARTS
CATALOGUE**

Cal. 8123A



125 775



221 755



231 755



241 765



261 755



271 765



281 755



282 761



354 765



383 755



384 755



388 765



391 755



399 755



☆470 612



701 755



719 755



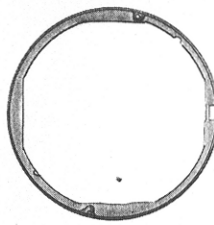
☆801 622



802 755



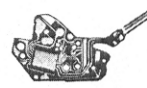
808 755



☆884 967



963 781



4001 756



4002 755



4146 755



4239 755



4270 755



4271 775



4450 775



☆Maxell SR1120SW



022 247



022 248



022 427

2/1

Cal. 8123A

Characteristics

Casing diameter : ϕ 25.6 mm
 Maximum height : 2.9 mm without battery
 Jewels : 5 j
 Frequency of quartz crystal oscillator : 32,768 Hz (Hz=Hertz Cycles per second)
 Driving system : Step motor (2 poles)
 Regulation system : Regulating switch lever
 Train wheel setting
 Calendar (Day and Date)
 Instant setting device for day and date calendar
 Bilingual change over system
 Battery life indicator : The second hand moves in two-second interval.

PART NO.	PART NAME	PART NO.	PART NAME
125 775	Train wheel bridge	☆027 116	Tube for battery connection (+) screw (C)
221 755	Center wheel & pinion	☆027 117	Tube for battery connection (+) screw (D)
231 755	Third wheel & pinion	027 118	Tube for setting lever spring screw
241 765	Fourth wheel & pinion	027 119	Tube for date dial guard screw
261 755	Minute wheel	027 120	Tube for battery connection (-) screw
271 765	Hour wheel	027 121	Tube for casing clamp screw
281 755	Setting wheel	027 739	Setting lever pin
282 761	Clutch wheel	027 740	Day corrector pin
354 765	Winding stem	☆Maxell SR1120SW	Silver oxide battery
383 755	Setting lever	☆U.C.C. 381	
384 755	Yoke	☆SEIKO TR1120SW	
388 765	Setting lever spring		
391 755	Train wheel setting lever		
399 755	Casing clamp		
☆470 612	Day star with dial disk		
701 755	Fifth wheel & pinion		
719 755	Day corrector		
☆801 622	Date dial		
802 755	Date driving wheel		
808 755	Date dial guard		
☆884 967	Holding ring for dial		
963 781	Snap for day star with dial disk		
4001 756	Circuit block		
4002 755	Coil block		
4146 755	Step rotor		
4239 755	Rotor stator		
4270 755	Battery connection (-)		
4271 775	Battery connection (+)		
4450 775	Regulating switch lever		
022 247	Train wheel bridge screw		
022 247	Battery connection (-) screw		
022 247	Battery connection (+) screw		
022 247	Setting lever spring screw		
022 248	Date dial guard screw		
022 427	Casing clamp screw		
011 325	Upper hole jewel for fourth wheel		
011 542	Upper hole jewel for third wheel		
011 542	Upper hole jewel for fifth wheel		
011 547	Lower hole jewel for step rotor		
011 568	Upper hole jewel for step rotor		
☆027 112	Tube for train wheel bridge (A)		
☆027 113	Tube for train wheel bridge (B)		
☆027 114	Tube for battery connection (+) screw (A)		
☆027 115	Tube for battery connection (+) screw (B)		

☆ ⇨ Please see remarks on the reverse page.

Part numbers in light letters are not shown in photos.

Cal. 8123A

Remarks :

Day star with dial disk

- ☆470 612 (English↔ Spanish, Black figures on white background)
Used when both the crown and the calendar frame are located at 3 o'clock position.
 If any other type of day star with dial disk is required, specify the number printed on the disk.

Date dial

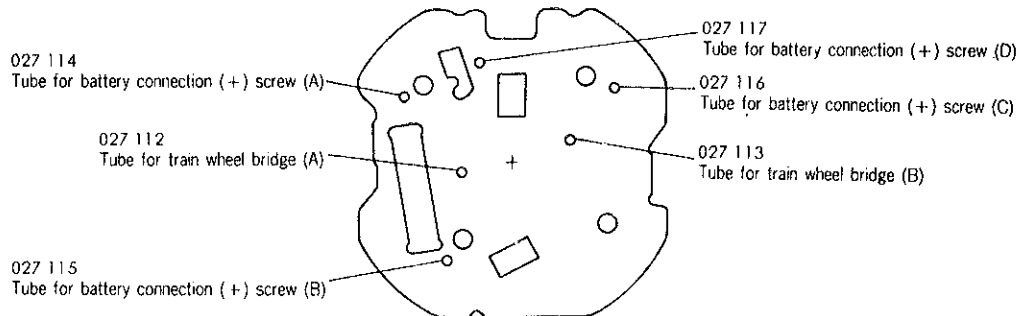
- ☆801 622 (Black figures on white background)Used when both the crown and the calendar frame are located at 3 o'clock position.
 If any other type of date dial is required, specify ① Cal. No. ② The crown position ③ The calendar frame position ④ Dial No. and ⑤ Color of date dial.

Holding ring for dial

- ☆884 967The type of a holding ring for dial is determined based on the design of cases.
 If the shape of holding ring for dial is different from the photograph, check the case number and refer to "SEIKO Quartz Casing Parts Catalogue" to choose a corresponding holding ring for dial.

Tube for train wheel bridge (A), Tube for train wheel bridge (B), Tube for battery connection (+) screw (A), Tube for battery connection (+) screw (B), Tube for battery connection (+) screw (C), Tube for battery connection (+) screw (D).

- ☆027 112)
- ☆027 113)
- ☆027 114)Refer to the illustration below for the position of the above parts.
- ☆027 115)
- ☆027 116)
- ☆027 117)



Battery

- ☆SEIKO TR1120SW }The substitutive battery might be added to the applied battery in the future.
 - ☆Maxell SR1120SW }
 - ☆U.C.C. 381 }
- In that case, please refer to separate "BATTERY LIST FOR SEIKO QUARTZ WATCHES".
 Note that SEIKO battery is marked with "SEIZAIKEN" on its (+) side